
















**Residence of Drivers in New Mexico Crashes, 1998**

Residence	Total	Fatal	Injury	Total
Local	62,530	213	25,235	
Elsewhere in NM	9,910	131	4,114	
Outside NM	6,469	140	2,573	
Unknown	2,514	82	958	
<b>Total</b>	<b>81,423</b>	<b>566</b>	<b>32,880</b>	20,000 40,000 60,000

**Of drivers ...**

- 15-19 year olds had the highest crash involvement rate.
- 65 drivers of every 1,000 drivers were in crashes during 1998.
- On average 9 drivers were involved in crashes every hour in 1998.

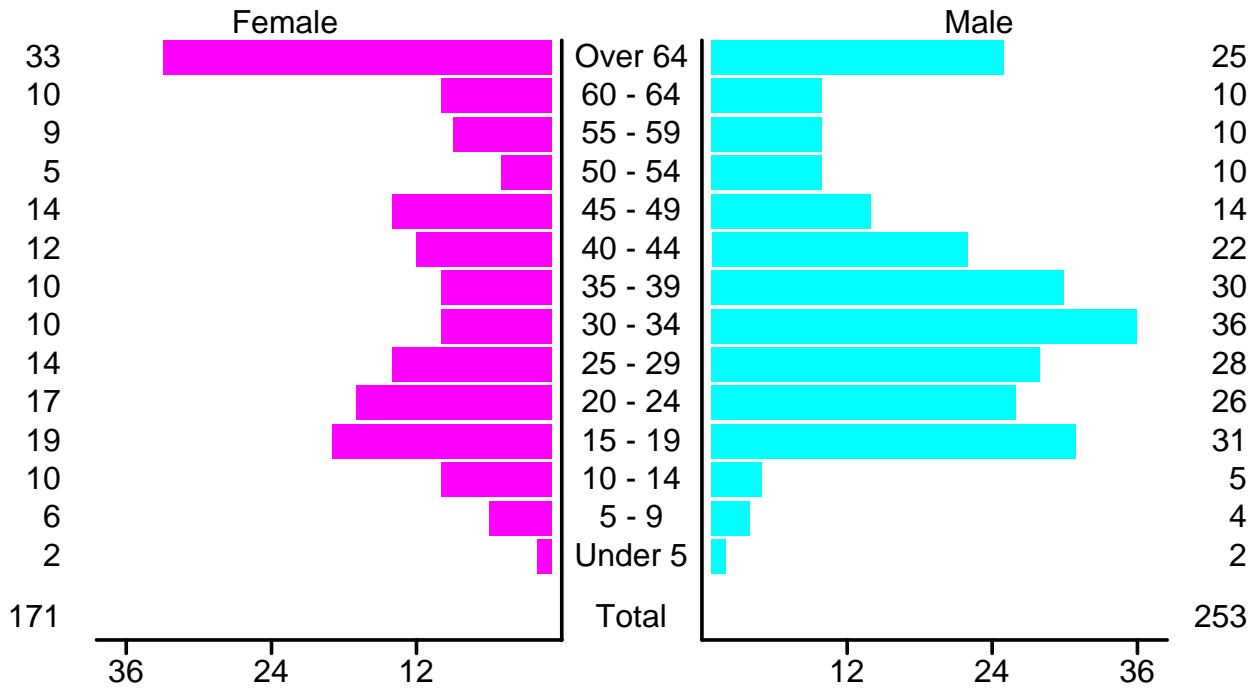
**New Mexico Drivers in Crashes, 1998  
Involvements by Age**

Age	Driver Involvements	July 98 Drivers	Involvements per 1,000 drivers	
15-19	13,652	80,136	170.36	
20-24	10,387	102,528	101.31	
25-29	8,617	112,009	76.93	
30-34	7,978	115,451	69.10	
35-39	8,132	135,146	60.17	
40-44	7,089	133,206	53.22	
45-49	5,963	123,371	48.33	
50-54	4,454	102,550	43.43	
55-59	3,058	78,890	38.76	
60-64	2,373	64,674	36.69	
Over 64	6,305	155,908	40.44	
<b>Total</b>	<b>78,008</b>	<b>1,203,869</b>	<b>64.80</b>	80 160

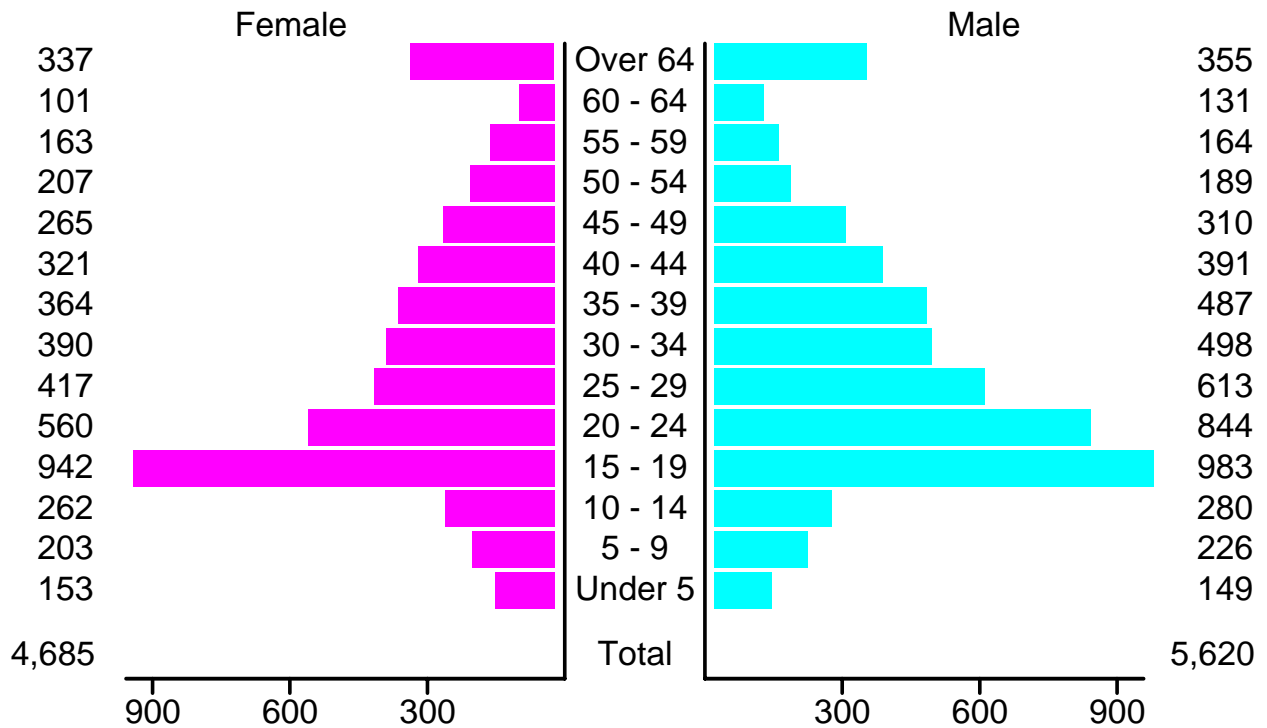
In 1998 ...

- People ages 15 through 19 accounted for 11 percent of all traffic deaths and 18 percent of serious injuries, even though they accounted for only 7 percent of licensed drivers.

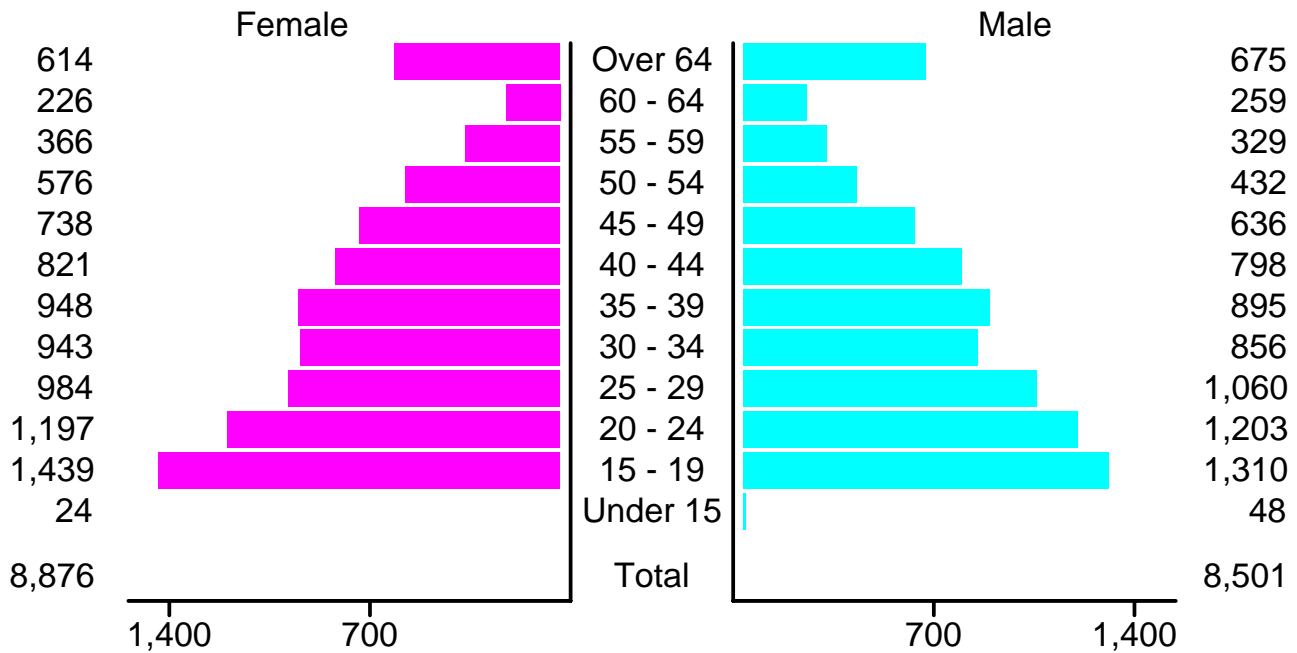
**Crash Fatalities in New Mexico by Age and Sex, 1998**



**Serious Injuries in New Mexico by Age and Sex, 1998**



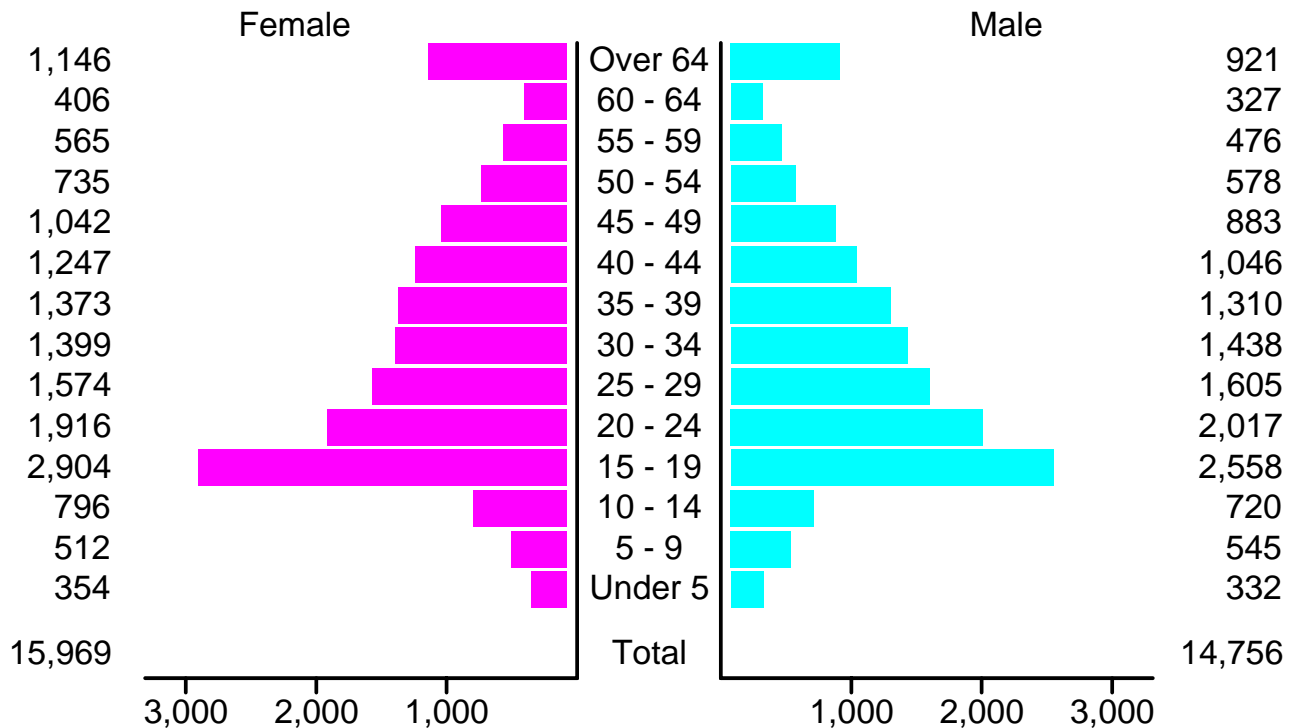
### Drivers Injured in New Mexico by Age and Sex, 1998



**In 1998 ...**

- 28 percent of all females involved in crashes were injured, compared to 22 percent of all males.

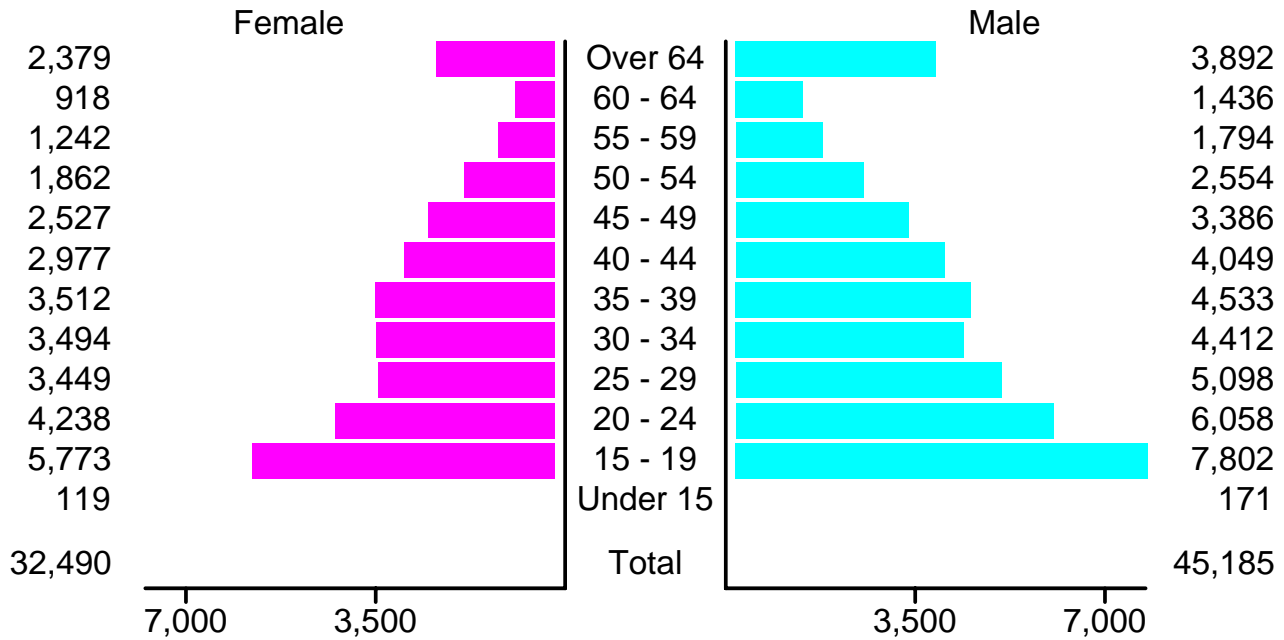
### People Injured in Crashes in New Mexico by Age and Sex, 1998



**In 1998 ...**

- Males accounted for 58 percent of the drivers in crashes, but they represented only 50 percent of all licensed drivers in New Mexico.

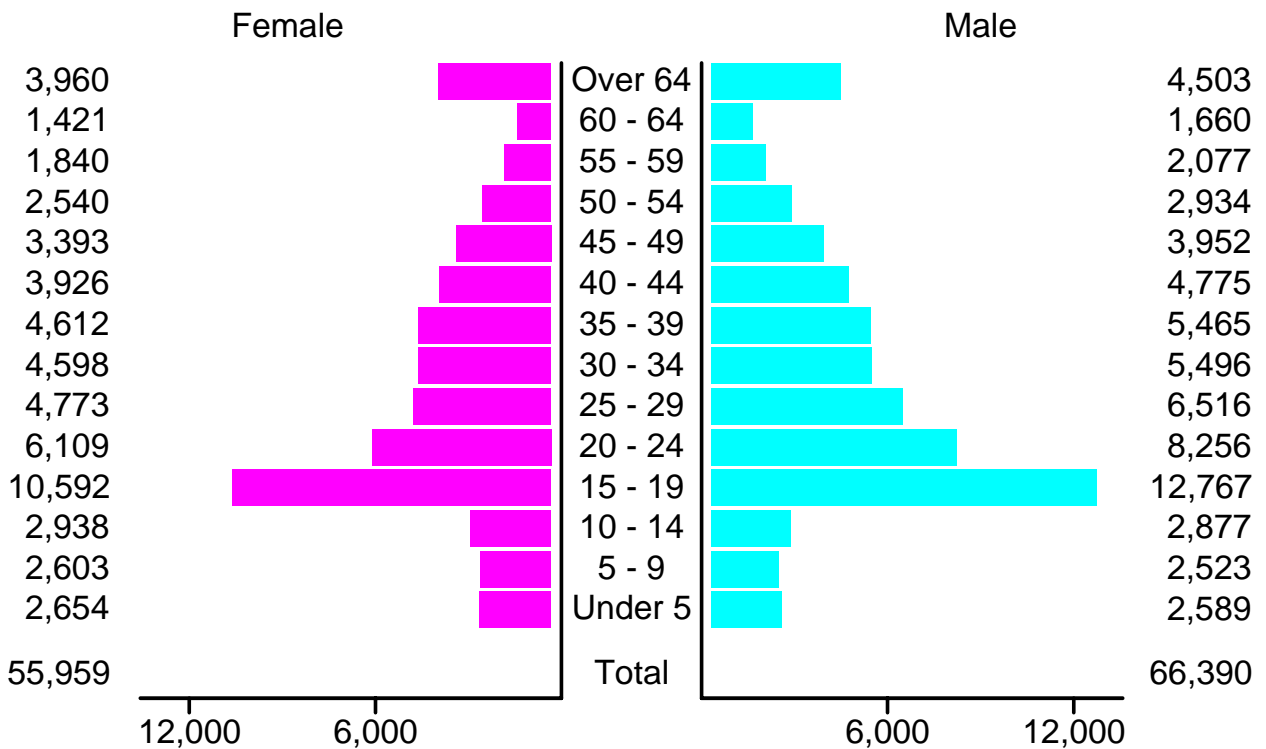
**Drivers in Crashes New Mexico By Age and Sex, 1998**



**In 1998 ...**

19 percent of people in crashes are 15-19 year olds.

**People in Crashes in New Mexico by Age and Sex, 1998**

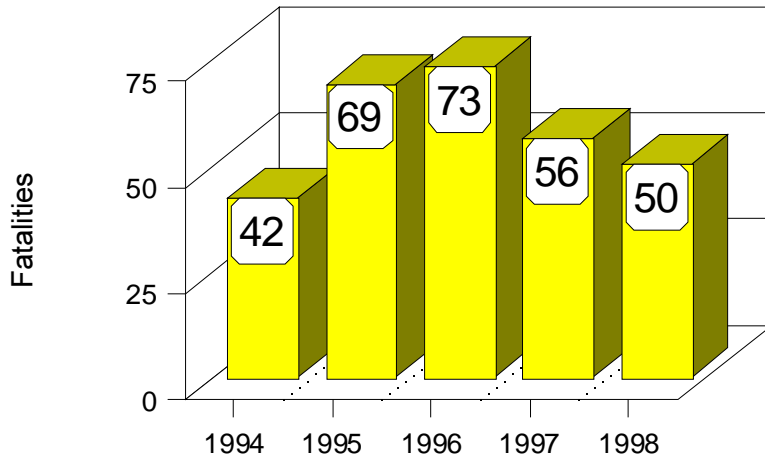


## Teenagers in Crashes in New Mexico by Vehicle Type, 1998

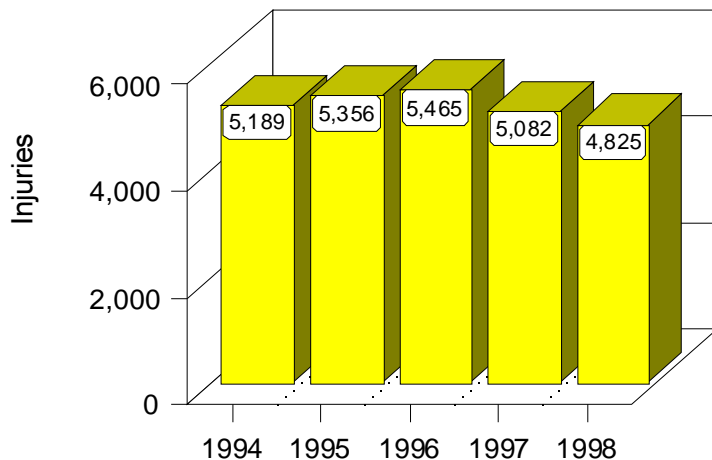
Vehicle Type	Drivers			Victims	
	Total	Crash Severity		Killed	Injured
		Fatal	Injury		
Passenger Car	9,266	34	3,730	31	3,387
Pickup	3,377	15	1,261	8	983
Van or 4WD	758	9	287	5	271
Motorcycle	93	0	79	0	85
Pedestrian	41	4	36	4	35
Pedalcyclist	36	1	32	1	32
Semi	8	0	3	0	3
Bus	2	0	1	0	13
Other	17	0	8	0	4
Unknown	68	1	22	1	12
<b>Total</b>	<b>13,666</b>	<b>64</b>	<b>5,459</b>	<b>50</b>	<b>4,825</b>

For this page, drivers and victims are teenagers (people between the ages of 15 and 19). Victims are teenagers killed or injured in crashes regardless of the age of the driver.

## Teenagers Killed in Crashes in New Mexico, 1994 - 1998



## Teenagers Injured in Crashes in New Mexico, 1994 - 1998



## Teenage Crash Facts in New Mexico, 1998

- Of all drivers in crashes, 17 percent were teenagers, although teenagers comprised only seven percent of New Mexico's drivers.
- The number of teenage fatalities decreased from 56 to 50 in 1998.
- Male teenagers died in crashes 38 percent more often than female teenagers.
- 44 percent of teenage crash deaths involved alcohol.
- A teenager was killed in a traffic crash every seven days and one was injured every 109 minutes.
- Teenage occupants' self-reported seatbelt use was 90 percent, while that of all occupants was 96 percent.
- 27 percent of crashes involving teenage drivers occurred at night, while only 23 percent of all crashes occurred at night.

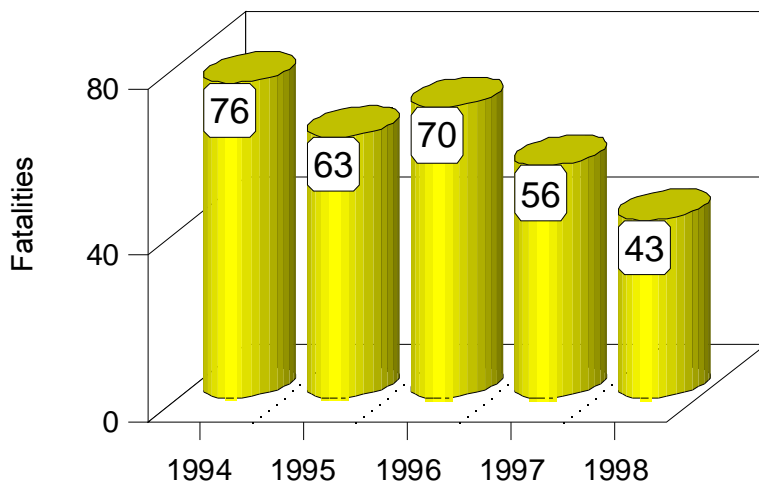
# YOUNG ADULTS

## Young Adults in Crashes in New Mexico by Vehicle Type, 1998

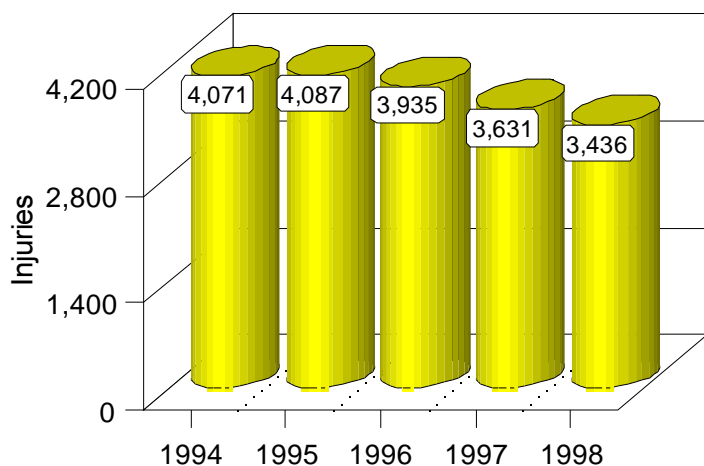
Vehicle Type	Drivers			Victims	
	Total	Crash Severity		Killed	Injured
		Fatal	Injury		
Passenger Car	6,511	31	2,706	14	2,242
Pickup	2,872	20	1,107	12	783
Van or 4WD	583	7	234	4	168
Semi	119	2	38	1	23
Motorcycle	112	7	93	7	104
Pedestrian	49	3	46	3	47
Pedalcyclist	42	0	41	0	41
Bus	9	0	4	0	4
Other	58	1	22	1	10
Unknown	42	0	16	1	14
<b>Total</b>	<b>10,397</b>	<b>71</b>	<b>4,307</b>	<b>43</b>	<b>3,436</b>

For this page, drivers and victims are young adults (people between the ages of 20 and 24). Victims are all young adults killed or injured in crashes regardless of the age of the driver.

### Young Adults Killed in Crashes in New Mexico, 1994 - 1998



### Young Adults Injured in Crashes in New Mexico, 1994 - 1998



### Young Adult Crash Facts in New Mexico, 1998

- 13 percent of all drivers in crashes were young adult drivers, although young adults comprised only nine percent of New Mexico's drivers.
- The number of fatalities among young adults decreased from 56 to 43 in 1998.
- Young adult males died in crashes 35 percent more often than young adult females.
- 63 percent of crash deaths among young adults involved alcohol.
- A young adult was killed in a traffic crash every eight and a half days and one was injured every 153 minutes.
- Young adult occupants' self-reported seatbelt use was 89 percent, while that of all occupants was 96 percent.
- 28 percent of crashes involving young adult drivers occurred at night, while only 23 percent of all crashes occurred at night